

BUSINESS SPECIFIED STORAGE

- Vertical storage
- Filing cabinets
- Personal lockers
- Desks
- Storage for home & office
- Shelving systems

PROMET



PROMET IS:

PROMET LLC TODAY

The biggest East European manufacturer and distributor of safes, metal office furniture, medical and industrial furniture, metal doors, automatic storage systems and electronic locks, that operates in more than 80 countries worldwide.

OUR MISSION

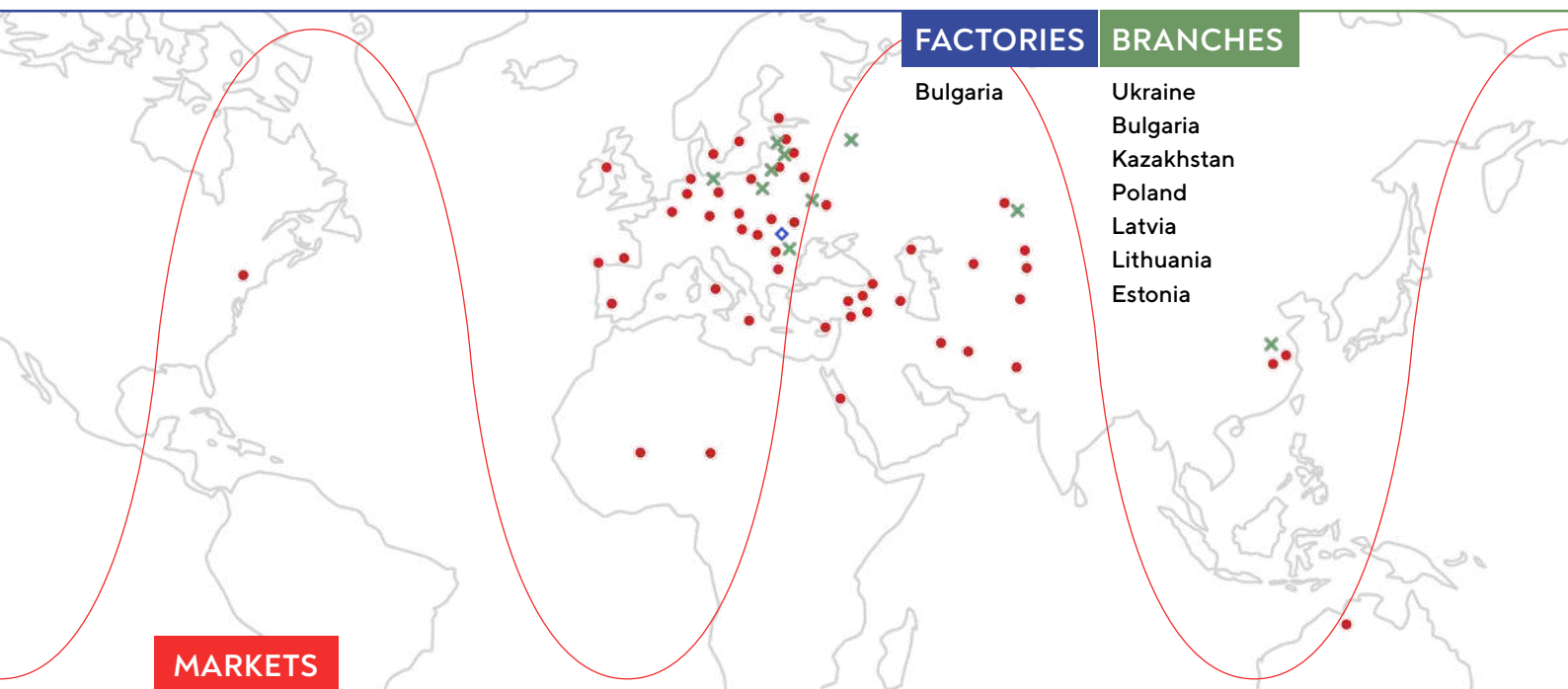
Worldwide leadership by innovative technologies, efficient distribution, first class services leading to the high level of our customers satisfaction.

CORPORATE ADVANTAGES

- Vertical industrial chain
- Full geographical coverage – 4 production sites
- Best raw materials
- Own R&D department
- Customer oriented organisation

CUSTOMER FOCUS

- Service ratio 99.9%
- Full European certification
- Own testing laboratories at every factory
- KAIZEN factory organization
- Quality management system ISO9001 by DNV GL
- After sales services



Austria
Azerbaijan
Australia
Bahrain
Belarus
Belgium
Bosnia and
Herzegovina
Croatia
Denmark
Egypt

Estonia
Ethiopia
Finland
France
Germany
Georgia
Greece
Hong-Kong
Iran
Iraq
Israel

Jordan
Kuwait
Kyrgyzstan
Latvia
Lithuania
Lebanon
Libya
Macao
Macedonia
Morocco
Netherlands

Nigeria
Oman
Palestine
Poland
Portugal
Qatar
Romania
Serbia
Sudan
South Korea
Sweden

Spain
Switzerland
Tajikistan
Trinidad
Turkmenistan
Tunis
UAE
Ukraine
UK
USA
UZ




MANUFACTURING

With over 30 years of experience, Promet has gained knowledge of the industrial processes and developed a sustainable supply chain to meet the needs of our customers all over the world.

EQUIPMENT


- Automatic punching lines
- Laser cutting systems
- Punch presses
- Bending machines
- Welding robots
- Powder coating

PIVATIC
BYSTRONIC
FINPOWER, AMADA
FINPOWER, AMADA
MOTOMAN
GEMA



HIGH TECHNOLOGY • KNOWLEDGE • CERTIFICATIONS • INTERNATIONAL PRESENCE

PROMET SOLUTIONS



- DIY
- HOME
- OFFICE
- PUBLIC
- MEDICAL
- SECURITY
- BUSINESS
- INDUSTRIAL
- SPECIAL PROJECTS

PARTNERSHIP • ADAPTATION • FLEXIBILITY • INDUSTRIAL STRENGTH • SERVICE • R&D+I



CONTENTS

	TWO DOOR CUPBOARDS
5	Series M
6	Series CB
7	Series AM
	TAMBOUR DOOR CUPBOARDS
8	Series AMT
	OPEN CUPBOARDS
9	Series AM
	FILING CABINETS
11	Series A
12	Series AFC (flat pack)
	PLAN FILES - LARGE DOCUMENT STORAGE
13	Series A1 - A0
	MULTIDRAVER CABINETS
15	Series MDC
	INDIVIDUAL LOCKERS
17	Series ML
18	Series ML compact
	LOCKERS FOR BAGS & PERSONAL BELONGINGS
19	Series ML
20	ADDITIONAL LOCKER ACCESSORIES
	CUBE LOCKERS
23	Series ML cube
	OFFICE DESKS
25	Series NT
	SCREENS, CABLE ORGANIZERS
26	Series NT
	HOME FILING
27	Series A compact
	OFFICE PEDESTALS
28	Series NP
	PEDESTALS WITH LAMINATED FACADE AND TOP
29	Series NP
	SHELVING SYSTEM
31	Series CombiK
	BOLTLESS RACK
32	Series SBL
	BOLTLESS MEDIUM DUTY RACK
33	Series SB
34	COLOR & DIMENSIONS
35	PROJECTS



TWO DOOR CUPBOARDS

Two Door Cupboards are delivered disassembled as they are easy to assemble with hooks. Cabinets come in different heights taking into account heights of the main office furniture elements – a table with a monitor, a standard office partition and an office cabinet. A range of cupboard fitments includes standing shelf and a suspension file shelf.

• Supplied flat packed



COLOR: RAL 7038

Light-grey

OPTION:

different color from the palette (p. 32)

60kg
MAX SHELF
LOAD



M 18

Model	External dimensions, mm			Number of shelves	Number of 75 mm folders per cupboard	Weight, kg
	H	W	D			
* M 08F	832	915	370	1	24	22
M 10F	1030	915	370	1	-	-
M 12F	1230	915	370	2	-	-
* M 14F	1400	915	370	3	48	34
M 16F	1630	915	370	3	-	-
* M 18F	1830	915	370	4	60	42

* Fast track product

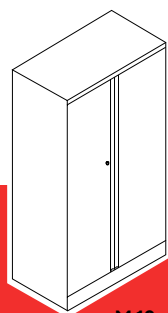


Euro-locks

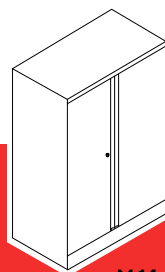
2000 combinations
(2 keys included)



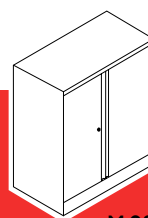
EL



M 18



M 14



M 08

- Height adjustment step – 25 mm
- Door opening angle – 180 degrees
- Wardrobe M 18 with depth of 37 cm allows to save office space
- Corrosion-resistant steel bolts and plastic bushings ensure quiet door operation and safe locking of the cabinet
- 5 storage levels (4 shelves included)
- Maximum load per shelf – 60 kg

TWO DOOR CUPBOARDS

Stationery cupboards are designed to use maximum of storage capacity while saving office space. Considering that multiple different office items need to be stored behind closed doors, stationery cupboards meet the most of shelf filing requirements and provide a space efficient solution using undershelf lateral filing.

• Supplied flat packed



COLOR: RAL 7038
Light-grey

OPTION:
different color from the palette (p. 32)

60kg
MAX SHELF LOAD



CB 21



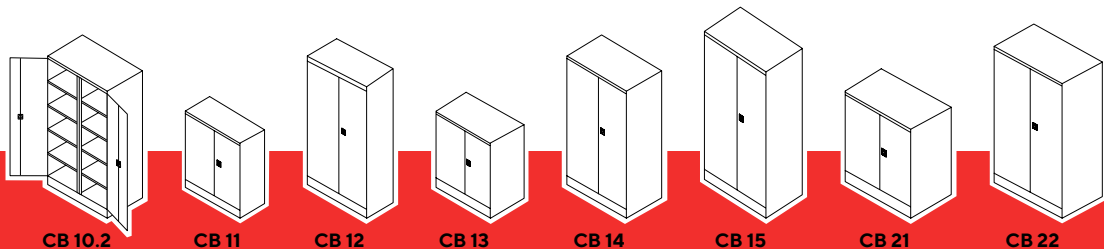
CB 22

Model	External dimensions, mm			Number of shelves	Number of 75 mm folders per cupboard	Weight, kg
	H	W	D			
CB 10/2	1830	915	470	8	50	54
* CB 11	930	850	400	1	22	21
* CB 12	1860	850	400	4	55	38
CB 13	930	850	500	1	22	22
* CB 14	1860	850	500	4	55	43
CB 15	2000	850	500	4	55	44
* CB 21	1000	1000	500	1	26	28
* CB 22	1900	1000	500	4	65	52



Cyber Lock 556
2000 combinations
(2 keys included)

* Fast track product



CB 10.2

CB 11

CB 12

CB 13

CB 14

CB 15

CB 21

CB 22

- Maximum capacity: 5 storage levels, 4 shelves per set, 11 folders in a row
- Height adjustment step – 25 mm
- Door opening angle – 180 degrees
- Galvanized steel bolts and plastic bushings ensure quiet door operation and secure locking of the cabinet
- Maximum load per shelf – 60 kg
- Delivered with key locks with handles (2 keys included)

TWO DOOR CUPBOARDS

Two Door Cupboards are delivered disassembled as they are easy to assemble with bolts. The range of models includes cupboards for crown box file folders and cupboards with space for a clothes hanger and other compartments.

• Supplied flat packed



COLOR: RAL 7038
Light-grey

OPTION:
different color from the palette (p. 32)

60kg
MAX SHELF LOAD



AM 1845/4



AM 1845




AM 1891/2U

Model	External dimensions, mm			Number of shelves	Number of 75 mm folders per cupboard	Weight, kg
	H	W	D			
AM 1012	832	915	458	1	24	24
AM 1091	1030	915	458	1	36	-
AM 1291	1230	915	458	2	48	-
AM 1491	1430	915	458	3	48	-
AM 1691	1630	915	458	3	-	-
* AM 1891	1830	915	458	4	60	47
* AM 1891/2U	1830	915	458	2 compartments with shelves and a clothes hanger	30	55
* AM 2091	1996	915	458	4	60	49
* AM 1845	1830	472	458	4	30	30
* AM 1845/4	1830	472	458	4 compartments	24	29

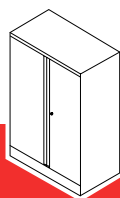


Euro-locks
2000 combinations
(2 keys included)

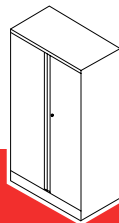


EL

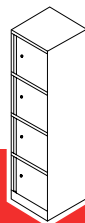
* Fast track product



AM 0891



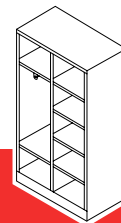
AM 1891



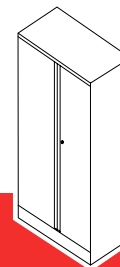
AM 1845/4



AM 1845



AM 1891/2U



AM 1891/2U

- Height adjustment step – 25 mm
- Door opening angle – 180 degrees
- Corrosion-resistant steel bolts and plastic bushings ensure quiet door operation and safe locking of the cabinet
- 5 storage levels (4 shelves included)
- Maximum load per shelf 60 kg (AM 1845 40 kg, AM 1845/4 50 kg per compartment)
- Delivered with key locks (2 keys included)

TAMBOUR DOOR CUPBOARDS

Tambour Door Cupboards have been designed to maximise storage capacity and make the most of valuable office space. Space efficiency of sliding doors together with high storage capacity is the best solution for modern office.

- Supplied flat packed



COLOR: RAL 7038
Light-grey

OPTION:
different color from
the palette (p. 32)

60kg
MAX SHELF
LOAD



AMT 0891 / AMT 0812



AMT 1891

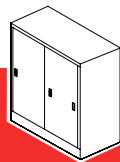
Model	External dimensions, mm			Number of shelves	Number of 75 mm folders per cupboard	Weight, kg
	H	W	D			
* AMT 1012	832	915	458	1	24	26
AMT 1091	1030	915	458	1	-	-
* AMT 1212	1230	915	458	2	-	-
* AMT 1412	1430	915	458	3	-	-
* AMT 1612	1630	915	485	3	-	-
* AMT 1891	1830	915	458	4	48	50
* AMT 0812	832	1215	458	1	30	34
* AMT 0891	832	915	458	1	24	26
AMT 1291	1230	1215	458	-	-	-
AMT 1491	1430	1215	458	-	-	-
AMT 1691	1630	1215	458	-	-	-
AMT 1812	1830	1215	458	4	75	67



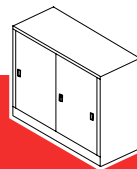
Euro-locks

2000 combinations
(2 keys included)


- * Fast track product



AMT 0891



AMT 0812



AMT 1891



AMT 1812

- Maximum capacity: 5 storage levels, 4 shelves per set, 11 folders in a row
- Height adjustment step – 25 mm
- Door opening angle – 180 degrees
- Galvanized steel bolts and plastic bushings ensure quiet door operation and secure locking of the cabinet
- Maximum load per shelf – 60 kg
- Delivered with key locks with handles (2 keys included)

OPEN CUPBOARDS

A range of open cupboards in various heights designed for offices where quick and easy access to documents and personal belongings is required. Different frame heights allow you to place them anywhere in the room, as a side cabinet or for space zoning.

• Supplied flat packed



COLOR: RAL 7038
Light-grey

OPTION:
different color from the palette (p. 32)

60kg
MAX SHELF LOAD



AM 1891ND



AM 1891ND + shelf 800 mm



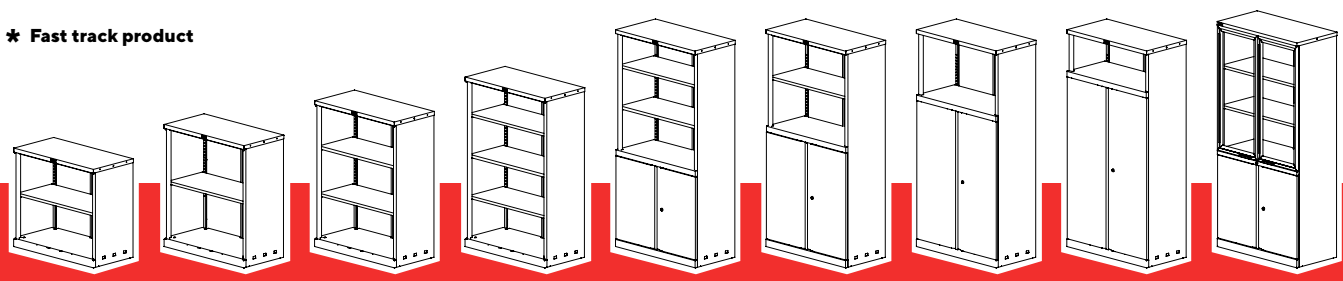
AM 1891SG

Model	External dimensions, mm			Number of shelves	Number of 75 mm folders per cupboard	Weight, kg
	H	W	D			
* AM 0891ND*	830	915	458	1	24	16,7
AM 1091ND	1030	915	458	1	36	20,8
AM 1291ND	1230	915	458	2	48	25
AM 1491ND	1430	915	458	3	48	27
* AM 1891ND*	1830	915	458	4	60	33
AM 1891SG (glass doors)	1830	915	458	3	48	52
* A set of doors with a shelf ND 80*	800	915	458	1	-	10
* A set of doors with a shelf ND 100*	1000	915	458	1	-	11
* A set of doors with a shelf ND 120*	1200	915	458	1	-	13
* A set of doors with a shelf ND 140*	1400	915	458	1	-	14



Euro-locks
2000 combinations
(2 keys included)

* Fast track product



AM 0891ND AM 1091ND AM 1291ND AM 1491ND ND 80 ND 100 ND 120 ND 140 AM 1891SG

- A shelf with a set of doors can be installed on the desired height. It creates a semi-closed cabinet with the lower part of the cabinet being closed and the upper part being open.
- The doors are fitted with corrosion-resistant steel bolts
- Supplied with shelves, height adjustment step – 25 mm
- Maximum load per shelf – 60 kg
- The cabinet can be complemented with a top cover made out of chipboard for a uniform design with NT series office tables



FILING CABINETS

“A” series filing cabinet is an ideal solution for storing A4 format documents. The key features are 100% drawer extension, strong and reliable telescopic rails with anti-tilt mechanism ensure high-quality performance.

• **Supplied flat packed**



COLOR: RAL 7038
Light-grey

OPTION:
different color from the palette (p. 32)

20 kg
MAX LOAD PER DRAWER



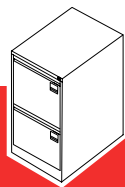
A 43

Model	External dimensions, mm			Internal dimensions of drawers, mm			Number of drawers/capacity	Weight, kg
	H	W	D	H	W	D		
A 42 (A4 & level arch files)	685	408	485	255	327	424	2/84	21
A 43 (A4 & level arch files)	995	408	485	255	327	424	3/126	29
A 44(A4 & level arch files)	1305	408	485	255	327	424	4/168	38

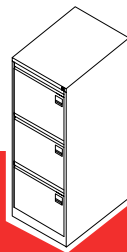


Euro-locks
2000 combinations
(2 keys included)

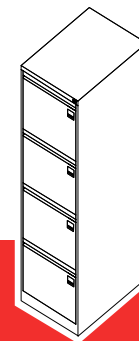
* All products are available fast track



A 42



A 43



A 44

- Saves office space
- Telescopic slides allow to use 100% of the space and ensure smooth opening of drawers
- Anti-tilt mechanism prevents more than one drawer from being open at the same time
- Storage of suspension files and level arch files
- Maximum load per drawer - 20 kg
- Central key lock
- Plastic holders (option)

FILING CABINETS

Anti-tilt mechanism prevents more than one drawer from being open at the same time

• Supplied flat packed



COLOR: RAL 7038
Light-grey

30 kg
MAX LOAD PER DRAWER

OPTION:
different color from the palette (p. 32)



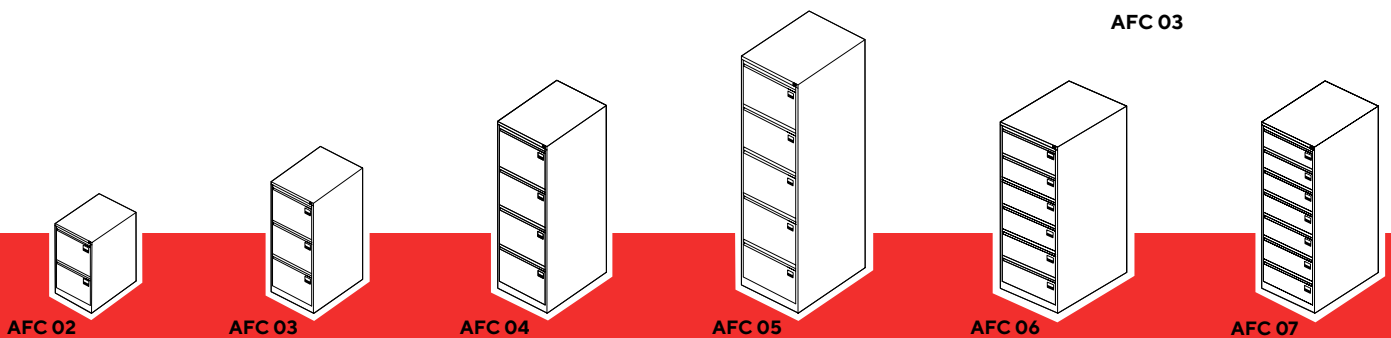
AFC 05



AFC 03

Model	Folder format	External dimensions, mm			Internal dimensions of drawers, mm			Number of drawers/capacity	Weight, kg
		H	W	D	H	W	D		
AFC 02	A4 & Foolscap	713	470	630	267	391	560	2/100	28
AFC 03	A4 & Foolscap	1020	470	630	267	391	560	3/150	39
AFC 04	A4 & Foolscap	1330	470	630	267	391	560	4/200	50
AFC 05	A4 & Foolscap	1634	470	630	267	391	560	5/250	61
AFC 06	A5 & A6	1327	553	631	195	476	581	6	62
AFC 07	A5	1327	515	631	168	433	581	7	71

All products are available



AFC 02

AFC 03

AFC 04

AFC 05

AFC 06

AFC 07

- Telescopic slides allow to use 100% of the space and ensure smooth opening of drawers
- Anti-tilt mechanism that prevents more than one drawer from being pulled out at the same time
- Maximum load per drawer - 30 kg (for AFC 02-05) and 20 kg (for AFC 06-07)
- Option suspension for Foolscap or A4 format documents (for AFC 02-05)
- Central key lock

PLAN FILES-LARGE DOCUMENT STORAGE

Possibility to install middle sections of 5 drawers, increasing the capacity of the module.

• **Supplied assembled**



COLOR: RAL 7038
Light-grey

OPTION:
different color from the palette (p. 32)



A1 05/1+A1 05/2+A1 05/3

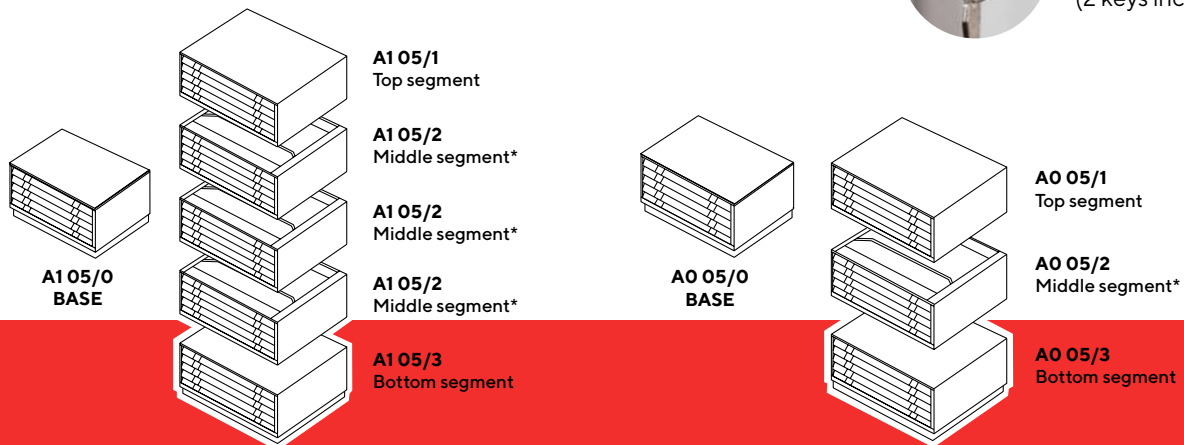
Model	Folder format	External dimensions, mm			Internal dimensions of drawers, mm			Number of drawers/ capacity	Weight, kg
		H	W	D	H	W	D		
A1 05/0	A1-A4	491	1010	691	48	908	660	5	70
A1 05/1	A1-A4	415	1010	691	48	908	660	5	65
A1 05/2	A1-A4	390	1010	691	48	908	660	5	60
A1 05/3	A1-A4	465	1010	691	48	908	660	5	64
A0 05/0	A1-A4	491	1359	927	44	1280	910	5	124
A0 05/1	A1-A4	415	1359	927	44	1280	910	5	118
A0 05/2	A1-A4	390	1359	927	44	1280	910	5	105
A0 05/3	A1-A4	465	1359	927	44	1280	910	5	110

20kg
MAX LOAD
PER DRAWER




Euro-locks
2000 combinations
(2 keys included)

* All products are available fast track



- Possibility to install an intermediate section of 5 drawers, increasing the capacity of the module from 15 to 20 drawers
- Telescopic slides allow to use 100% of the space and ensure smooth opening of drawers
- Drawers equipped with a clamping bar and two dividers for smaller formats
- Five-drawer models available for A0 and A1 formats
- Drawer load up to 20 kg
- Central key lock



MULTIDRAWER CABINETS

Multidrawer Cabinets are great storage units for office or home. MDC are built with strong welded body and are available in different heights to keep valuable A3 and A4 format documents and small items under lock. Light plastic trays.

• **Supplied assembled**

 **COLOR: RAL 7038**
Light-grey

OPTION:
different color from the palette (p. 32)



MDC A4/315/5



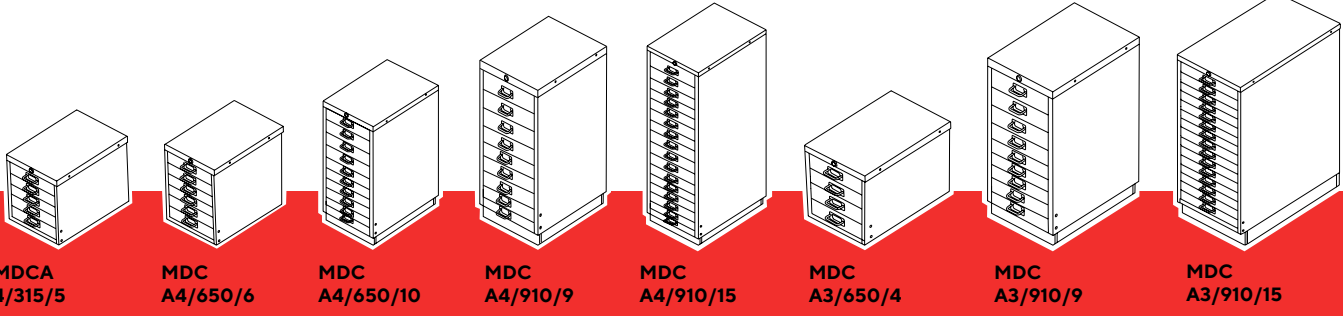
MDC A3/910/15



MDC A4/910/15

Model	External dimensions, mm			Internal dimensions of drawers, mm			Key lock	Number of compartment	Weight, kg
	H	W	D	H	W	D			
MDC-A4/315/5 (A4)	315	277	405	50	239	367	+	5	8
MDC-A4/650/6 (A4)	650	277	405	85	239	367	+	6	13
MDC-A4/650/10 (A4)	650	277	405	50	239	367	+	10	17
MDC-A4/910/9 (A4)	910	277	405	85	239	367	+	9	18
MDC-A4/910/15 (A4)	910	277	405	50	239	367	+	15	26

*All products are available fast track



- Welded carcass gives the product increased strength and durability
- Drawers fully extent even when fully loaded
- Central key lock
- Each drawer comes with an information plate and a pen
- Supplied assembled
- Light plastic trays



INDIVIDUAL LOCKERS

Lockers provide a functional solution for secure personal storage in commercial or public environments. They feature a strong carcass and are available with full-height doors or with half doors with ventilation.

• **Supplied flat packed**

COLOR: RAL 7038
Light-grey

Euro-locks
2000 combinations
(2 keys included)

OPTION:
different color from
the palette (p. 32)

EL **PL** **CL**



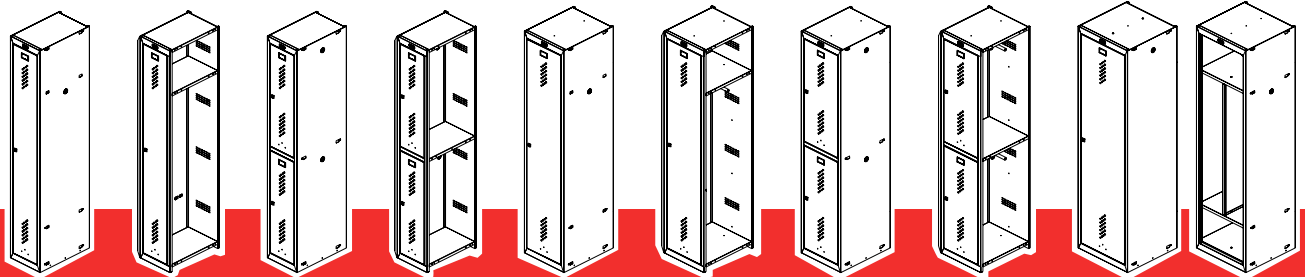
ML 11-40



ML 11-50

Model		External dimensions, ± 2 mm			Compartment with lock	Weight, kg	Key characteristics and equipment
		H	W	D			
Basic and additional modules. The width of the vertical module is 300 mm.							
ML 11-30	Basic module	1830	300	500	1	18	Welded frame. Top shelf, crossbar, hooks for clothes.
ML 01-30	Additional module	1830	300	500	1	14	Welded frame. Top shelf, crossbar, hooks for clothes.
ML 12-30	Basic module	1830	300	500	2	18	Welded frame. Crossbar, hooks for clothes.
ML 02-30	Additional module	1830	300	500	2	14	Welded frame. Crossbar, hooks for clothes.
Basic and additional modules. The width of the vertical module is 400 mm							
ML 11-40	Basic module	1830	400	500	1	20	Welded frame. Top shelf, crossbar, hooks for clothes.
ML 01-40	Additional module	1830	400	500	1	17	Welded frame. Top shelf, crossbar, hooks for clothes.
ML 12-40	Basic module	1830	400	500	2	20	Welded frame. Crossbar, hooks for clothes.
ML 02-40	Additional module	1830	400	500	2	17	Welded frame. Crossbar, hooks for clothes.
Basic and additional modules. The width of the vertical module is 500 mm.							
ML 11-50	Basic module (*Additional module on request)	1830	500	500	1	26.5	Welded frame. Clean and dirty clothes shelf divider. 2 shelves, crossbar, hooks for clothes.

*All products are available fast track



ML 11-30 ML 01-30 ML 12-30 ML 02-30 ML 11-40 ML 01-40 ML 12-40 ML 02-40 ML 11-50

- An under shelf coat rail with hooks in single door lockers
- Clean/dirty clothes dividers
- Sloping tops
- Perforated sides for bolting units together
- Key lock

INDIVIDUAL LOCKERS

ML compact lockers have 30 cm depth which allows to rationally use limited space while still performing functions of a personal locker. They are designed for storing household equipment, clothes in industrial, sports and other premises, as well as for organizing storage rooms.

- Supplied flat packed



COLOR: RAL 7038
Light-grey

OPTION:

different color from the palette (p. 32)



ML 13-30x30

ML 14-30x30

Model	External dimensions, mm			Number of compartments	Weight, kg	Equipment
	H	W	D			
Basic and additional modules. The width of the vertical module is 300 mm.						
ML 11-30x30	1830	300	300	1	15	Shelf, crossbar, hooks for clothes.
ML 12-30x30	1830	300	300	1	15	Crossbar, hooks for clothes.
ML 13-30x30	1830	300	300	3	15	-
ML 14-30x30	1830	300	300	4	15	-



Euro-locks

2000 combinations
(2 keys included)



EL

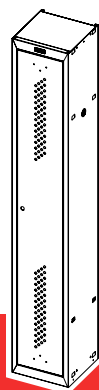


PL

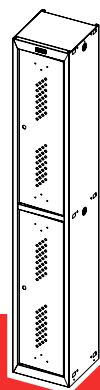


CL

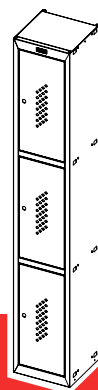
* All products are available fast track



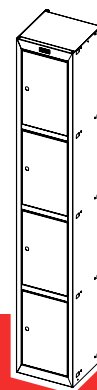
ML-11-30x30



ML-12-30x30



ML-13-30x30



ML-14-30x30

- Depth of cabinets – 300 mm
- Rigid body reinforced with welded carcass frame
- Fast vertical assembly with hooks and minimum number of screws
- Improved ventilation. Air vents are located on the rear wall (except ML 14-30x30) and on the doors
- Possible to add an unlimited number of additional modules in a row
- Possible to install doors with left or right opening side
- Key lock (2000 combinations)

LOCKERS FOR BAGS & PERSONAL BELONGINGS

ML lockers are designed for storing bags and personal belongings in industrial, commercial, sports and other premises, as well as for organizing storage rooms. It is an ideal solution for every type of modern office such as hybrid offices, private offices or co-working spaces.

• **Supplied flat packed**

COLOR: RAL 7038
Light-grey

OPTION:
different color from the palette (p. 32)



ML 13-30

ML 15-30

Model		External dimensions, mm			Compartment with lock	Weight, kg	Equipment
		H	W	D			
Basic and additional modules. The width of the vertical module is 300 mm.							
ML 13-30	Basic module	1830	300	500	3	19	-
ML 03-30	Additional module	1830	300	500	3	16	-
ML 14-30	Basic module	1830	300	500	4	19	-
ML 04-30	Additional module	1830	300	500	4	16	-
ML 15-30	Basic module	1830	300	500	5	19	-
ML 05-30	Additional module	1830	300	500	5	16	-
ML 16-30	Basic module	1830	300	500	6	19	-
ML 06-30	Additional module	1830	300	500	6	16	-
Basic and additional modules. The width of the vertical module is 400 mm							
ML 14-40	Basic module	1830	400	500	4	19	-
ML 04-40	Additional module	1830	400	500	4	16	-



Euro-locks
2000 combinations
(2 keys included)



EL

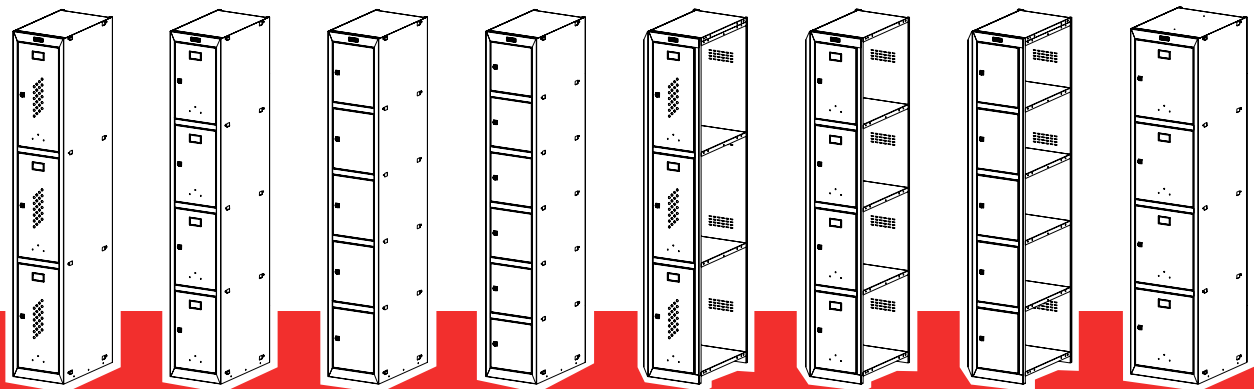


PL



CL

*All products are available fast track



ML-13-30

ML-14-30

ML-15-30

ML-16-30

ML-03-30

ML-04-30

ML-05-30

ML-14-40

- Rigid body reinforced with a welded frame
- Fast vertical assembly with hooks and a minimum number of screws
- Improved ventilation. Air vents are located on the rear wall (ML 13-30 and 03-30) and on the doors
- Possible to add an unlimited number of additional modules in a row

ADDITIONAL LOCKER ACCESSORIES

LEVELING FEET FOR ML/ML COMPACT LOCKERS BASIC AND ADDITIONAL MODULES



Model	Width, mm
Leveling feet ML-300 basic module	300
Leveling feet ML-300 additional module	300
Leveling feet ML-400 basic module	400
Leveling feet ML-400 additional module	400
Leveling feet ML-500 basic module	500

BASE FOR ML SERIES LOCKERS



Model	Width, mm
Base ML 01-40/11-40D	411
Base ML 21/22/24	573
Base ML 21-60	596
Base ML 21-80	808
Base ML 31/34	848
Base ML 41	1124

FIXED BENCH FOR ML SERIES LOCKERS



Welded construction from 20x20 mm shaped pipe. Seat material: pinewood, varnished to protect from moisture, alkaline and saline solutions.

Model	Width, mm
Fixed Bench ML-11-30/40/50	300/400/500
Fixed Bench ML-21-60/80	600/800
Fixed Bench ML-31-90/120	900/1200
Fixed Bench ML-41-120	1200

UNDERLOCKER BENCH FOR ML SERIES LOCKERS

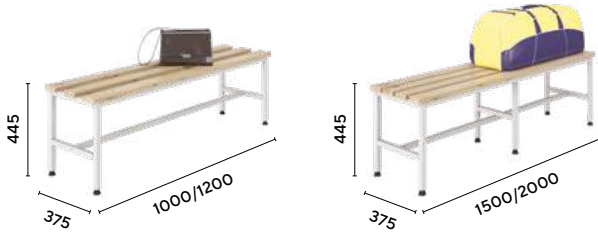


Model	Width, mm
Underlocker bench ML-11-40 D	418
Underlocker bench ML-21	575
Underlocker bench ML-21-50/60/80	500/600/813

- The frame of stands and benches is made with metal and shaped pipe with a section of 20x20 mm
- Plastic threaded decorative end caps in black for installing Strong MS adjusting screws (optional)
- Powder coating RAL 7038

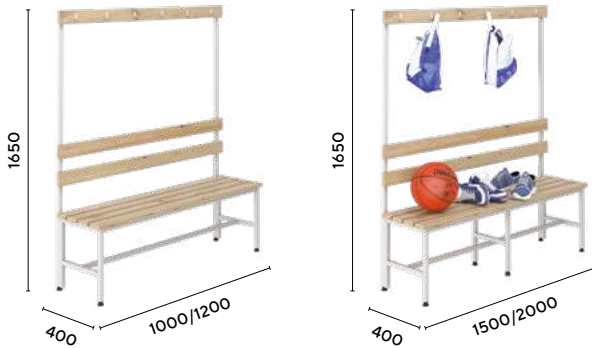
ADDITIONAL LOCKER ACCESSORIES

W SERIES DRESSING ROOM BENCH

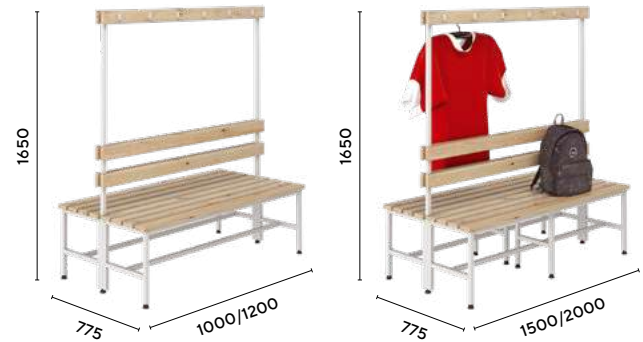


Model	Width, mm
Dressing room bench W-1000/1200/1500/2000	1000/1200/1500/2000
Coat stand with bench CW-1000/1200/1500/2000	
Double-sided coat stand with bench CW2-1000/1200/1500/2000	

COAT STAND WITH BENCH CW



DOUBLE-SIDED COAT STAND WITH BENCH



SLOPING TOP ML



Model	Width, mm
Sloping top ML-01	300
Sloping top ML-01-40	418
Sloping top ML-21	600
Sloping top ML-31/34	850
Sloping top ML-41	1130
Sloping top ML-21-80	813
Sloping top ML-21-60	575

ACCESSORIES



Tray ML300/400



EL set
Electronic frame



PL set Lock
Euro-locks A129



Shoe rack



Adjustable feet



Bracket for padlock

- Bench frame - 25x25 mm welded pipe construction
- Seat material: pinewood, chipboard, WPC
- Option: mesh shoe rack



CUBE LOCKERS


The ML Cube series is designed to store documents, stationery, office and personal items. Modular system allows to easily stack cabinets on top of each other using metal connectors and to connect adjacent cabinets in a line using a minimum number of screws. ML Cube lockers will successfully fit into the interior of any room and add functionality to the storage system.

- Supplied flat packed



ML Cube

Model	External dimensions, ± 2 mm			Internal dimensions, ± 2 mm			Key lock	Number of compartment	Weight, kg
	H	W	D	H	W	D			
ML Cube 365	365	400	400	310	398	360	+	-	5
ML Cube 520	520	400	400	465	398	360	+	1	8
ML Cube 665	665	400	400	610	398	360	+	1	9
ML Cube 1265	1265	400	400	1210	398	360	+	3	16



Euro-locks

2000 combinations
(2 keys included)



EL

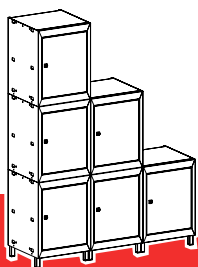


PL

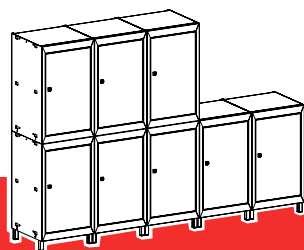


CL


*Colors on demand



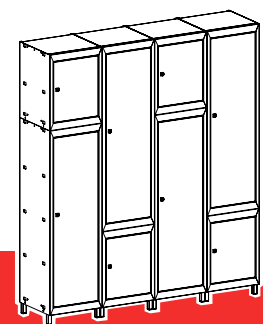
ML Cube 365



ML Cube 520



ML Cube 665



ML Cube 1265

- Rigid body, reinforced with welded frame
- Possibility to install doors with left or right opening side
- Metal axles for door installation
- Cabinets are equipped with a reliable key lock (2000 combinations)
- Holes for wall mounting
- The cabinet can be mounted on 70 mm high steel supports (25x25 mm pipe)
- Option: bolt locking system



OFFICE DESKS

Metal frame office desks are designed for the widest use at home or at work, in classrooms or in meeting rooms. Laminated chipboard with a polymer layer provides a zero seam effect and improves moisture resistance and heat resistance of the elements made out of laminated chipboard. Rigidity of the structure is ensured by the developed in-house system of fastening metal frame elements that makes NT series office desks convenient and reliable in operation.

- Supplied flat packed



BRIEFING TABLE NT

Model	External dimensions, mm			Weight, kg
	W	D	H	
Table NT 100x60*/70*/80*	1000	600/700/800	750	22/24/26
Table NT 120x60*/70/80*	1200	600/700/800	750	24/27/30
Table NT 140x60*/70/80*	1400	600/700/800	750	27/30/33
Table NT 160x60*/70/8*0	1600	600/700/800	750	30/33/36
Briefing table NT	800/1200	600	750	16/20



TABLE NT 100

METAL FRAME
COLOR:



RAL 7038
Dark-grey



RAL 7038
Grey-metallic*

COUNTERTOP
OPTIONS:



**Natural
noble elm**




**Dark
walnut***




**Scandinavian
white wood***


* On request



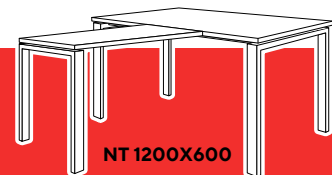
NT 100



NT 120



NT 140



NT 1200X600

- Possible to install desktop screens and protective panels (not included)
- Tables are combined in materials and design with NPW office cabinets
- Two metal traverses
- Metal frame parts connected with screws
- Powder coating - moiré
- Supports with concealed height adjustment

SCREENS. CABLE ORGANIZERS

Zoning system is represented by desktop screens made of laminated chipboard in the color of the furniture facades. The design of the panels is universal, suitable both for zoning workplaces and as a protective panel of the table. To ensure the aesthetics and neat appearance of the room, protective panels can be painted in the color of the metal frame.

• Supplied flat packed



Office work station
NTS 2800/1440



Conference table
NT 1400/1440

Model	External dimensions, mm			Weight, kg
	W	D	H	
Work Station NTS 1200/1400/1600	1200/1400/1600	1440	750	62/67/73
Work Station NTS 2400/2800/3200	2400/2800/3200	1440	750	116/128/140
Conference Table NT 1200/1400/1600	1800/2000/2200	1000	750	47/51/55
Conference Table NT 1800/2000/2200	1200/1400/1600	1440	750	62/67/73
Conference Table NT 2400/2800/3200	2400/2800/3200	1440	750	116/128/140
Protective Panel NT/ NTS	1040/1240/1440	-	400	5/6/7 - chipboard 3/4/5 - metal
Cable management tray NT(G)/NT(S)	970	106	64/40	1/2



Cable management tray NT(G)



Protective Panel NT(S)

METAL FRAME COLOR:



RAL 7038
Dark-grey



RAL 7038
Grey-metallic*

COUNTERTOP OPTIONS:



Natural noble elm



Dark walnut*



Scandinavian white wood*

OPTION:

different color from the palette (p. 32)



Protective panel NT



Protective panel NTS

- The elements are fastened using metal brackets of a unique design
- For neat placement of wires and network filters under the table, it is additionally possible to install cable organizers in the form of trays
- Cable organizers can be made from welded mesh (NT(G)) or from a sheet metal in the color of the metal frame (NT(S))
- Available on request

HOME FILING

Filing cabinets are created systematization and convenient storage of documentation and stationery. A compact home filing use less space compared to other filing cabinets and are ideal for organizing workspace at home or small offices.

- **Supplied assembled**



Euro-locks,
2000 combinations
(2 keys included)

Model	External dimensions, mm			Key lock	Number of compartments	Weight, kg
	H	W	D			
A-69/2	685	408	485	+	2 for files	15
A-69/3	685	408	485	+	2 for stationary, 1 for files	16

* Products are produced on request

**METAL FRAME
COLOR:**



RAL 7016
Dark-grey



RAL 7035
Light-grey

OPTION:

different color from
the palette (p. 32)



A 69/2



A 69/3



- Rigid steel body made from a single piece of metal
- Compact size help save space
- Drawers equipped with roller slides, not fully extending
- Key lock secures the top and bottom drawer at the same time
- Stationery drawer load 5 kg, file drawer load 15 kg
- Stationery tray included
- Supplied assembled

OFFICE PEDESTALS

NP series file cabinets are space-saving and convenient cabinets that are ideal for creating an accessible office. This is a new approach of organizing and storing A4 documents and stationery. The design combines the functions of a classic file cabinet and a stationery cabinet.

- Supplied assembled



COLOR: RAL 7038
Light-grey

OPTION:

different color from the palette (p. 32)



Euro-locks

2000 combinations
(2 keys included)



NP-405 FL2



NP-404 L



NP-406 F2

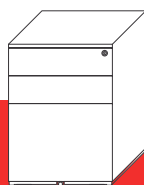
Model	External dimensions, mm			Internal dimensions of drawers, mm			Key lock	Number of drawers	Weight, kg
	H	W	D	H	W	D			
Filing cabinet NP-404 FL	484/499/509	420	565	148/286	332/332	472/472	+	1 for stationary + 1 for files	18
Filing cabinet NP-404 L3	484/499/509	420	565	148	332	472	+	3 for stationary	18
Filing cabinet NP-405 FL2	556/571/581	420	565	109/286	332/332	472/472	+	2 for stationary (small) + 1 for files	21
Filing cabinet NP-406 F2	634/649/659	420	565	286	332	472	+	2 for files	22
Filing cabinet NP-406 FL2	634/649/659	420	565	148/286	332/332	472/472	+	2 for stationary + 1 for files	22



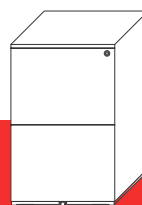
NP-404 FL



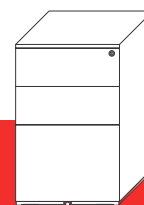
NP-404 L3



NP-405 FL2



NP-406 F2



NP-406 FL2

- File drawers are mounted on telescopic rails to ensure free and smooth running of the drawers
- Stationery drawers have roller guides so they do not provide full extension
- Anti-tilt mechanism that prevents more than one drawer from being pulled out at the same time
- Pedestals are great for storing A4 or foolscap suspension files or level arch files
- Pedestals can be mounted on leveling feet or wheels
- Options: plastic trays and metal box for stationery and other items.
- Supplied assembled

PEDESTALS WITH LAMINATED FACADE AND TOP

Perfect for systematization and convenient storage of documentation and stationery in office on a small budget. NP cabinets with laminated chipboard complement the series of cabinet furniture, which includes NW office cabinets, NT tables, and NPW cabinets.

• **Supplied assembled**



Euro-locks
2000 combinations
(2 keys included)



NP-404 FL



NP-404 L3

Model	External dimensions, mm			Internal dimensions, mm			Number of drawers	Weight, kg
	H	W	D	H	W	D		
Filing cabinet NP-404 FL	514/524	420	565	148	332	472	1 for stationary	18
				286	332	472	1 for files	
Filing cabinet NP-404 L3	514/524	420	565	148x3	332x3	472x3	3 for stationary	18
Filing cabinet NP-405 FL2	586/596	420	565	109x2	332x2	472x2	1 for files	21
				286	332	472	2 for files	
Filing cabinet NP-406 F2	664/674	420	565	286x2	332x2	472x2	2 for files	22
Filing cabinet NP-406 FL2	664/674	420	565	148x2	332x2	472x2	2 for stationary	22
				286	332	472	1 for files	

METAL FRAME COLOR:



RAL 7016
Dark-grey



RAL 9006
Grey metallic

OPTION:
different color from the palette (p. 32)

COUNTERTOP OPTIONS:



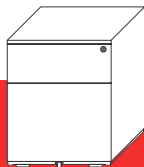
Natural noble elm



Dark walnut*



Scandinavian white wood*



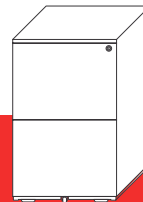
NP-404 FL



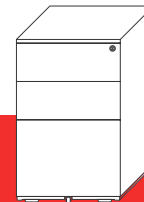
NP-404 L3



NP-405 FL2



NP-406 F2



NP-406 FL2

- File drawers are mounted on telescopic rails to ensure free and smooth running of the drawers
- Stationery drawers have roller guides so they do not provide full extension
- Anti-tilt mechanism that prevents more than one drawer from being pulled out at the same time
- Pedestals are great for storing A4 or foolscap suspension files or level arch files
- Pedestals can be mounted on leveling feet or wheels



SHELVING SYSTEM

The CombiK open shelving system combines flexible functionality with a modern design that will add a touch of elegance and highlight any space: such as kitchens, bathrooms, living rooms, hallways or offices. CombiK shelving can be placed on the floor or hung on the wall with screws, and different heights can be combined to create a custom look.

- Supplied flat packed

30 kg
MAX SHELF
LOAD

METAL FRAME
COLOR:  **RAL 9005**
Dark-grey

COUNTERTOP
OPTIONS:  **Natural**
noble elm



COMBIK S 80

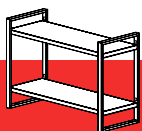


COMBIK L 80

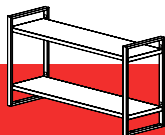


COMBIK XL 100

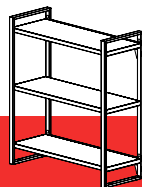
Model	External dimensions, mm			Number of shelves	Purpose	Weight, kg
	H	W	D			
Shelving System CombiK S 80	550	800	320	2	Wall Shelf	11
Shelving System CombiK S 100	550	1000	320	2	Wall Shelf	13
Shelving System CombiK L 80	908	800	320	3	Standing Shelf	18
Shelving System CombiK L 100	908	1000	320	3	Standing Shelf	21
Shelving System CombiK XL 80	1503	800	320	4	Standing Shelf	25
Shelving System CombiK XL 100	1503	1000	320	4	Standing Shelf	29




CombiK S 80



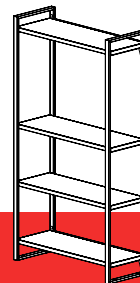
CombiK S 100



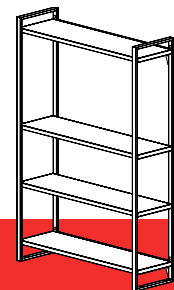
CombiK L 80



CombiK L 100



CombiK XL 80



CombiK XL 100

- A set consists of a metal welded frame and shelves made of warm-colored laminated chipboard with a polymeric functional layer, which provides the effect of a zero seam and improves moisture resistance and heat resistance
- High scratch resistance due to the use of durable powder coating on the surface
- Quick and easy to assemble and do not require any special tools

BOLTLESS RACK

SBL racks are made with five height-adjustable tiers for universal use in the office, home, garage or warehouse.

- Supplied flat packed

Demountable shelving

Complex geometric profile of the shelving 36x36 mm



Hardboard decking

Height adjustment step 25 mm



Leg cover protection

Plastic leg cover protection (8 pcs included)



METAL FRAME & BEAM COLOR:

RAL 7016
Dark-grey

OPTION:
different color from the palette (p. 32)

170kg
MAX SHELF LOAD

750kg
MAX RACK LOAD



NTS 2800/1440

Model	External dimensions, mm			Number of shelves	Equipment	Weight, kg
	H	W	D			
Rack SBL 180KD/75x35/5	1803	751	351	5	Stand SBL - 8 pcs.	17
Rack SBL 180KD/90x40/5	1803	901	401	5	Stand connectors SBL - 4 pcs.	20,9
Rack SBL 180KD/90x45/5	1803	901	451	5	Front beam SBL - 10pcs.	22,4
Rack SBL 180KD/120x40/5	1803	1201	401	5	Side beam SBL - 10pcs.	25,9
Rack SBL 180KD/120x45/5	1803	1201	451	5	Beam screed SBL - 5 pcs.	27,9
					Fiber board cover - 5 pcs.	
					Plastic cap - 8 pcs	



- Comes in one compact package
- Quick and easy assembly without the use of screwdrivers and wrenches
- Maximum load per tier up to 170 kg, per rack up to 750 kg
- Multiple assembling options


BOLTLESS MEDIUM DUTY RACK

SB series boltless racks are designed to store heavy and bulky goods. They are used in storage rooms, trading floors, production workshops, in car services, workshops and personal garage. The design of the rack is boltless so it allows you to assemble the rack using a minimum number of tools and save time. The beam attaches to the frame with hooks that stamped in the rack.

• Supplied flat packed

Rack

The beam attaches to the shelving with hooks. Hooks are stamped in the shelving so the installation of beams takes minimal time.



Leg cover protection

Leg cover protection prevents floor scratches



300kg
MAX SHELF
LOAD


2100kg
MAX RACK
LOAD



METAL FRAME COLOR:

 **RAL 5002**
Dark-grey

BEAM COLOR:

 **RAL 7038**
Dark-grey

OPTION:
different color from
the palette (p. 32)



**SB 200/150X51/5
WITH GOODS**

Model	External dimensions, mm			Material	Weight, kg
	H	W	D		
Rack SB 200/250/300	2000/2500/3000	-	-	Metal, RAL 5002	2/3/3
Side beam SB 51/61/76/91	-	-	508/610/760/914	Metal, RAL 7038	0,5/0,6/0,7/0,8
Front beam SB 152/183	-	1525/1830	-	Metal, RAL 7038	1,4/1,7
Beam screed SB 51/61/76/91	-	-	508/610/760/910	metal, galvanized	0,11/0,13/0,16/0,21
SB shelf cover (plywood) 180x50x61x76x91	-	1525	508/610/760/910	plywood	5/6/8/9
SB shelf cover (plywood) 180x50x61x76x91	-	1830	508/610/760/910	plywood	6/7/9/11
Divider SB	-	-	-	metal, galvanized	
Shelf SB 51/61/76/91x15	30	150	503/605/758/910	metal, galvanized	





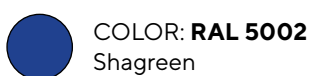
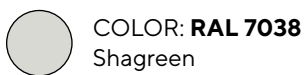
- Depending on the weight of the goods racks can be equipped with different floorings - plywood or metal (option)
- Fast assembling of shelves at the required height. Perforation pitch 50 mm
- Load per rack section is up to 2100 kg
- Load per tier up is to 300 kg
- Complex geometric profile of the rack 40x40mm
- Plastic foot protect the floor from damage and scratches

STANDART COLOR PALETTE





SMOOTH FINISH

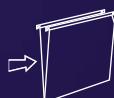


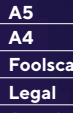
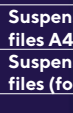

TEXTURED FINISH




STANDART DIMENSIONS

	description	height mm	width mm	depth mm
	Level arch files (A4)	318	75	280
	Level arch files (foolscap)	350	75	285
	Box files (A4)	318	75	280
	Box files (foolscap)	350	75	285
	Video	120	205	30
	CDs	142	125	10



	description	height mm	width mm	depth mm
	A5	-	148	210
	A4	-	210	297
	Foolscap	-	203	330
	Legal	-	216	356
	American letter	-	216	280
	A3	-	420	297
	Suspension files A4	235	-	320
	Suspension files (foolscap)	240	-	360
	Lateral files	275	-	330


PROJECTS



PROJECTS



BUSINESS SPECIFIED STORAGE



www.promet-safe.com

Export department

PROMET

60, Rozova dolina str.,
Kazanlak, Bulgaria, 6100
Phone / Fax: +359 (4) 316-28-43
E-mail: export@promet-safe.com